



Fairfield Way, Great Ashby, Stevenage, SG1 6BF

****GUIDE PRICE £340,000-£350,000****. A Three Bedroom End Of Terrace Family Home, Situated In The Heart Of The Continually Sought After GREAT ASHBY Area Of Stevenage With Its Superb Woodland Walks And A Varied Selection Of Local Shops As Well As A Primary School Close By. Internally The Property Benefits From Good Size Accommodation Including Lounge, Generous Kitchen/Diner, Family Bathroom And En-suite. Externally Offering A West Facing Walled Rear Garden & A Garage With Drive. ****CHAIN FREE****

Guide Price £340,000

Fairfield Way, Great Ashby, Stevenage, SG1 6BF

- THREE BEDROOM END TERRACE HOUSE
- LOUNGE
- FAMILY BATHROOM
- WEST FACING GARDEN
- WOODLAND WALKS CLOSE BY
- GREAT ASHBY AREA
- KITCHEN/DINER
- BEDROOM 1 WITH EN-SUITE
- GARAGE & DRIVE
- CHAIN FREE

ENTRANCE HALLWAY

With access via a half glazed wooden front door, single panel radiator and wood effect flooring.

LOUNGE

15'9"x 10'5" (4.80m"x 3.18m")

A good size lounge with a wood framed double glazed window to the front aspect, two single panel radiators, fitted smoke alarm, and a feature fireplace with wooden mantel and electric fire.

KITCHEN/ DINER

11'8"x 13'5" (3.56m"x 4.09m")

An extremely spacious Kitchen/Diner with a generous selection of wall and base units with roll edge work surface over, an inset stainless steel single bowl sink and drainer with chrome mixer tap over, spaces for the following (washing machine, fridge freezer and double width oven with eight ring gas hob), a wood framed double glazed window to the rear aspect along double glazed sliding patio doors, marble effect tiled flooring incorporating a decorative border, a built in under stairs storage cupboard which also houses the hot water cylinder and electrics utility box, a gas boiler housed in a matching unit, and ceramic tiled splash back.

STAIRS LEADING TO THE FIRST FLOOR LANDING

With access to the loft space and doors to all first floor accommodation.

BEDROOM 1:

11'4"x 8'4" (3.45m"x 2.54m")

A double bedroom with two wood framed double glazed windows to the front aspect, a single panel radiator, built in double wardrobe and a door to the en-suite.

EN-SUITE

Fitted with a fully enclosed shower cubicle with chrome

shower fittings, a close coupled WC, hand wash basin with pedestal and chrome mixer tap, fully tiled walls and ceramic tiled flooring, single panel radiator, extractor fan and a wood framed frosted UPVC double glazed window.

BEDROOM 2:

10'7"x 7'9" (3.23m"x 2.36m")

Again a double bedroom with a wood framed double glazed window to the rear aspect, single panel radiator and a built in double wardrobe.

BEDROOM 3:

10'3"x 5'6" (3.12m"x 1.68m")

A single bedroom with a wood framed double glazed window to the rear aspect, a single panel radiator and a double wardrobe.

FAMILY BATHROOM



Fitted with a panel surround bath with chrome mixer tap and shower hose attachment, a close coupled WC, hand wash basin with pedestal and chrome mixer tap, a single panel radiator, a wood framed frosted double glazed window, fully tiled walls and ceramic tiled flooring, extractor fan.

REAR GARDEN

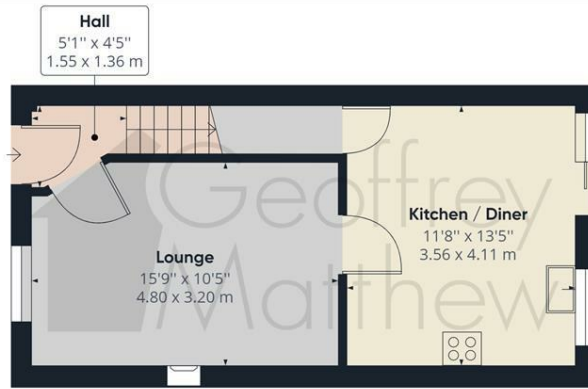
A walled west facing garden which is predominantly lawn with a small paved patio, gated side access, external tap.

GARAGE & DRIVE

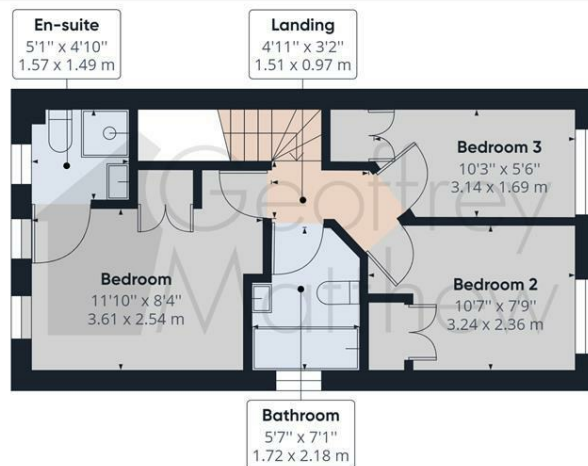
The garage is situated directly opposite the property and has parking for one car directly in front of the garage.



Floor Plan



Floor 0 Building 1



Floor 1 Building 1



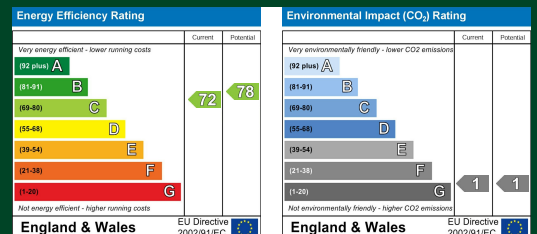
Approximate total area⁽¹⁾

711.37 ft²66.09 m²

(1) Excluding balconies and terraces

While every attempt has been made to ensure accuracy, all measurements are approximate, not to scale. This floor plan is for illustrative purposes only.

GIRAFFE360



These particulars, whilst believed to be accurate are set out as a general outline only for guidance and do not constitute any part of an offer or contract. Intending purchasers should not rely on them as statements of representation of fact, but must satisfy themselves by inspection or otherwise as to their accuracy. No person in this firm's employment has the authority to make or give any representation or warranty in respect of the property.

Old Harlow: 01279 444988 Email: harlow@geoffreymatthew.co.uk
Great Ashby: 01438 740111 Email: greatashby@geoffreymatthew.co.uk